

FACP Survey Report

Survey: Thursday Survey - 02/26/15



Total Responses: 55

Please select the paid holiday(s) that your chamber provides to its employees (check all that apply):



New Year's Day

Answer	Votes	%	Graph
Checked	54	98.1%	
Unchecked	1	1.8%	



New Year's Eve

Answer	Votes	%	Graph
Checked	22	40%	
Unchecked	33	60%	

President's Day

Answer	Votes	%	Graph
Checked	21	38.1%	
Unchecked	34	61.8%	

Dr. Martin Luther King Day

Answer	Votes	%	Graph
Checked	32	58.1%	
Unchecked	23	41.8%	

Good Friday

Answer	Votes	%	Graph
Checked	15	27.2%	
Unchecked	40	72.7%	

Memorial Day

Answer	Votes	%	Graph
Checked	53	96.3%	
Unchecked	2	3.6%	

Flag Day

Answer	Votes	%	Graph
Checked	1	1.8%	
Unchecked	54	98.1%	

4th of July

Answer	Votes	%	Graph
--------	-------	---	-------

Checked	54	98.1%	
Unchecked	1	1.8%	



Labor Day

Answer	Votes	%	Graph
Checked	54	98.1%	
Unchecked	1	1.8%	

Columbus Day

Answer	Votes	%	Graph
Checked	8	14.5%	
Unchecked	47	85.4%	

Veteran's Day

Answer	Votes	%	Graph
Checked	26	47.2%	
Unchecked	29	52.7%	

Thanksgiving Day

Answer	Votes	%	Graph
Checked	55	100%	
Unchecked	0	0%	



Day after Thanksgiving

Answer	Votes	%	Graph
Checked	50	90.9%	
Unchecked	5	9%	



Christmas

Answer	Votes	%	Graph
Checked	54	98.1%	
Unchecked	1	1.8%	



Christmas Eve

Answer	Votes	%	Graph
Checked	32	58.1%	
Unchecked	23	41.8%	

Day after Christmas

Answer	Votes	%	Graph
Checked	15	27.2%	
Unchecked	40	72.7%	

Other

Answer	Votes	%	Graph
Checked	14	25.4%	
Unchecked	41	74.5%	

If you selected "other" to the above question, please elaborate.

[Quick View](#) [Details](#)