



## FACP Survey Report

Survey: **Thursday Survey - 1-22-15**



Total Responses: **38**

**The following are invited to the ribbon cuttings that our chamber hosts: (please check all that apply)**



### Members at large

Answer	Votes	%	Graph
Checked	26	68.4%	
Unchecked	12	31.5%	



### Ambassadors

Answer	Votes	%	Graph
Checked	32	84.2%	
Unchecked	6	15.7%	



### Board Members

Answer	Votes	%	Graph
Checked	32	84.2%	
Unchecked	6	15.7%	

### Staff

Answer	Votes	%	Graph
Checked	29	76.3%	
Unchecked	9	23.6%	

### Other

Answer	Votes	%	Graph
Checked	16	42.1%	
Unchecked	22	57.8%	

**If you selected "Other" to the question above, please elaborate.**

[Quick View Details](#)

**While we realize that some ribbon cuttings are better attended due to the host, how many people, on average, attend a typical ribbon cutting?**

[Quick View Details](#)